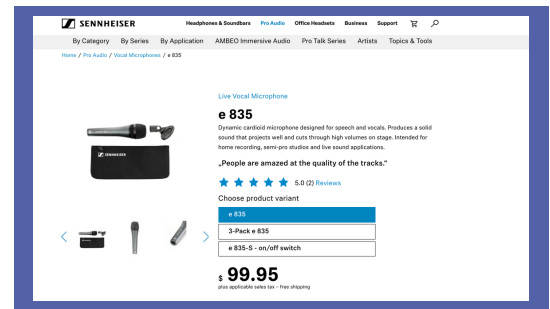
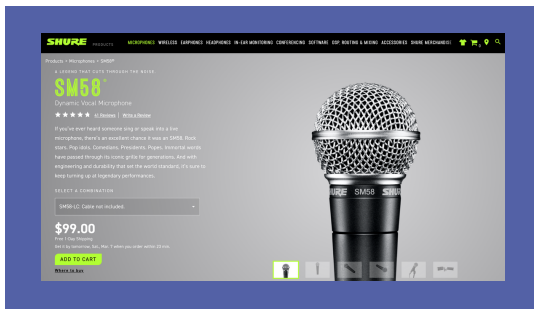


Your Studio Mic Setup 2020

...that you can also bring to your gig!

The Mic

These two microphones, the Shure SM58 and the Sennheiser e835 are both affordable (around \$100) and sound great for singers. The SM58 has been the industry standard for decades. These come with clips for your mic stand.



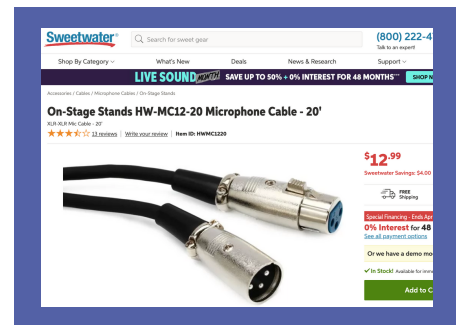

FYI: All these pictures are links.

The Mic Stand & Cable

With mic stands, you should go with your own preference. For instance, if your stand is going to travel, you'll probably want a lightweight stand with a tripod base so it can fold up. If your stand won't leave your studio, a heavier, round bottom with a smaller footprint may work better for you.

If you get the monitor I recommend, you'll want a second - and solid - stand for that.

Overall, a cable is a cable. But, like all things, you don't want to go too cheap or it may fail you when you need it most.



Subscribe

Like my Facebook page at

at MeredithColby.com

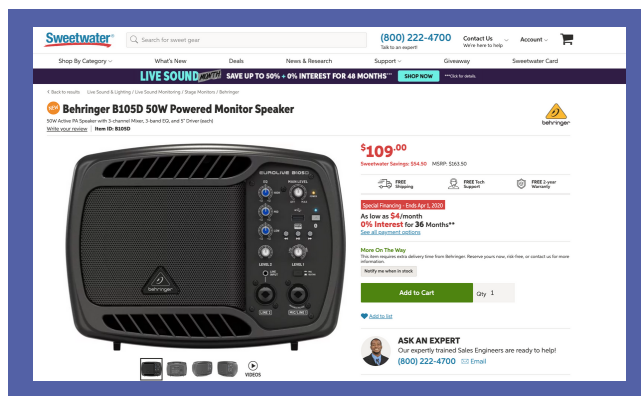
@MeredithColby.NeuroVocalMethod

Monitor

For a monitor - either in your studio or for performing - you want something that will do everything you need it to. For your studio, you NEED a powered monitor, and they're nice on the gig as well. I've always been a fan of spot monitors as opposed to floor monitors, because they increase the chance that you'll be able to hear yourself.

This is a terrific monitor for singers.

- It's super simple.
- It's cheap! Around \$100!
- It's really light.
- It's bluetooth enabled and has a USB port for pre-recorded tracks.
- The height is adjustable via the mic stand.
- It has EQ controls on the front-facing panel, so you can control high, mid, or low frequencies. Boost or diminish to taste.
- Controls are easy to read & reach.



BTW,
you might want this...

You should clean the windscreen of your mic regularly. But between students, Goby Mic Sanitizer is a quick fix.



You may notice...

That none of the links I provide to go Amazon. That's because, when it comes to equipment, I like the support that's available from these sellers if I need it. Also I think Amazon is taking over the world.

Set up your stuff

Put the mic and monitor on mic stands. Plug the cable into the mic and the back of the monitor, and the monitor into the wall. Turn it on. Sing.

Subscribe

Like my Facebook page at

at MeredithColby.com

@[MeredithColby.NeuroVocalMethod](https://www.facebook.com/MeredithColby.NeuroVocalMethod)